



**BELGARD**  
PAVES THE WAY









## WHY BELGARD®?

**OUR PURPOSE IS TO MAKE OUTSIDE YOUR KIND OF BEAUTIFUL.**

This goes beyond turning creativity and craftsmanship into lasting outdoor spaces. It means bringing your vision to life, together. Because with Belgard, you get more than just beautiful products, you get a partner to help you every step of the way.

## #1 HARDCAPES BRAND IN NORTH AMERICA.

For more than 20 years, Belgard has been the leader in the industry, providing the highest levels of quality and craftsmanship in our products and setting the standard for hardscapes.

**Belgard.com**



## INNOVATION.

We have devoted over 20,000 hours each year to research and development. Explore our products and ignite your creativity with our online visualizer tool.

**Belgard.com/Seeit**



## EXPERTISE.

Our network of Belgard Authorized Contractors are ICPI\* trained to deliver superior craftsmanship.

**Find a contractor or dealer:**  
**Belgard.com/Locator**



## INSPIRATION.

Belgard is a proud sponsor and hardscape supplier of the HGTV® Dream Home 2018.

**Belgard.com/HGTVDreamHome2018**



## PEACE OF MIND.

As the largest provider of hardscape products in North America, we proudly stand behind our products with a lifetime transferable limited warranty.

**Belgard.com/Warranty**



## FLEXIBILITY.

We offer multiple financing options to help you realize your vision.

**Belgard.com/BPP**

\*Interlocking Concrete Pavement Institute



HGTV, HGTV Dream Home, HGTV Dream Home Giveaway and their associated logos are trademarks of Scripps Networks, LLC. Used with permission; all rights reserved.







# TABLE OF CONTENTS

	<b>4</b>	<b>INSPIRATION</b>
	<b>44</b>	<b>PAVERS</b>
	<b>70</b>	<b>PERMEABLE PAVERS</b>
	<b>76</b>	<b>PORCELAIN PAVERS</b>
	<b>88</b>	<b>WALLS</b>
	<b>112</b>	<b>COPING, EDGERS AND STEPS</b>
	<b>120</b>	<b>OUTDOOR FIRE FEATURES AND KITCHENS</b>
	<b>130</b>	<b>TECHNISEAL®</b>
	<b>140</b>	<b>LIGHTING SOLUTIONS</b>
	<b>142</b>	<b>COLORS, TEXTURES AND STYLES</b>
	<b>144</b>	<b>UNDERSTANDING THE PROCESS</b>
	<b>152</b>	<b>PRODUCT SPECIFICATIONS</b>

**NOTE:** Belgard® can not guarantee printed color swatches will match actual product. All colors shown are approximate representations of the standard product. Actual colors may vary slightly due to batch variances and environmental conditions at time of photography. Actual sizes may vary by region. Please contact your local Belgard representative for accurate samples, availability and pricing.



## ON THE COVER

Lafitt 6 x 9 border (page 54)

Catalina Slate (page 46)

Belair Wall cap (coping) (page 92)

Celtik Wall (page 94)

## INSIDE FRONT COVER

Lafitt Rustic Slab (page 58)

## OPPOSITE PAGE

Bordeaux Fireplace (page 124)

Belair Wall (page 92)

Henley Pier Cap (page 115)

Mirage Nau Porcelain Paver (page 80)



# LET US INSPIRE YOU.









# PATIO INSPIRATION







# The Essence of Outdoor Living.

The primary goal in designing an outdoor living room is to create a space that invites you to spend time outdoors. Whether you enjoy entertaining large groups or prefer an intimate space for curling up with a good book, Belgard® is your source for patio designs that bring the outdoors to life.

## PREVIOUS SPREAD

Belair Wall (page 92)

Urbana Stone (page 68)

Lafitt Rustic Slab (page 58)

## THIS PAGE

Lafitt Rustic Slab (page 58)



Follow Belgard on Pinterest at  
[Pinterest.com/Belgard](https://www.pinterest.com/Belgard)



# Patios

## TOP

Mega-Arbel Patio Slab (page 62)

Lafitt Grana Slab (page 56)

Old World Paver (page 66)

Ashlar Tandem (page 104)

Landings Step Unit (page 116)

## BOTTOM

Lafitt Rustic Slab (page 58)

Old York border (page 67)

Mega-Arbel Patio Slab (page 62)

Weston Stone (page 111)

Celtik Wall (page 94)

Henley Pier Cap (page 115)

## OPPOSITE PAGE

Mirage Noon Porcelain Paver (page 81)

Weston Stone (page 111)

Henley Pier Cap (page 115)















## OPPOSITE PAGE

Holland Stone (page 52)

London Cobble Circle (page 60)

Celtik Wall (page 94)

## TOP

Lafitt Rustic Slab (page 58)

## BOTTOM

Old York (page 67)





# OUTDOOR LIVING INSPIRATION







## A Place for Creating Memories.

With Belgard® wall products and the Belgard Elements Collection™, you can create outdoor living rooms and kitchens that become the hub of activity for your family. Imagine roasting marshmallows over a crackling fire or baking a restaurant-quality wood-fired pizza in your own brick oven. Now, that's living.

Bordeaux Series  
Fireplace & Wood Boxes (page 124)



# Outdoor Fire Features and Kitchens

## TOP

Custom Weston Stone Kitchen (page 111)  
Bristol Brick Oven (page 125)

## BOTTOM

Lafitt Rustic Slab (page 58)  
Dublin Cobble (page 50)  
Diamond 9D (page 96)

## OPPOSITE PAGE

Mega-Arbel Patio Slab (page 62)  
Bristol Fireplace & Wood Boxes  
(page 125)















## OPPOSITE PAGE


Moduline Series (page 65)  
Bordeaux Fireplace & Wood Boxes  
(page 124)

## TOP

Brighton Fireplace & Wood Boxes  
(page 126)  
Mega-Arbel Patio Slab (page 62)  
Dublin Cobble border (page 50)

## BOTTOM

Ashlar Tandem (page 104)  
Tandem Column Kit (page 108)  
Henley Pier Cap (page 115)





# POOL DECK INSPIRATION







## Make a Splash.

Whether bringing new life to an old pool or installing a new one, Belgard® pavers and wall products can help you create stunning poolscape designs that go beyond the water's edge to connect all of your outdoor spaces into one flowing design.

Lafitt Rustic Slab (page 58)  
Belair Wall cap (page 92)



Follow Belgard on Pinterest at  
[Pinterest.com/Belgard](https://www.pinterest.com/Belgard)



# Pool Decks

## TOP

Dublin Cobble (page 50)

Marina Coping (page 118)

## BOTTOM

Catalina Slate (page 46)

Dublin Cobble border (page 50)

Marina Coping (page 118)

---

## OPPOSITE PAGE

Lafitt Rustic Slab (page 58)

Old York border (page 67)

London Cobble border (page 60)















## OPPOSITE PAGE

Moduline Series (page 65)

## TOP

Mirage Quarziti 2.0 Porcelain Paver  
(page 82)

## BOTTOM

Catalina Slate (page 46)

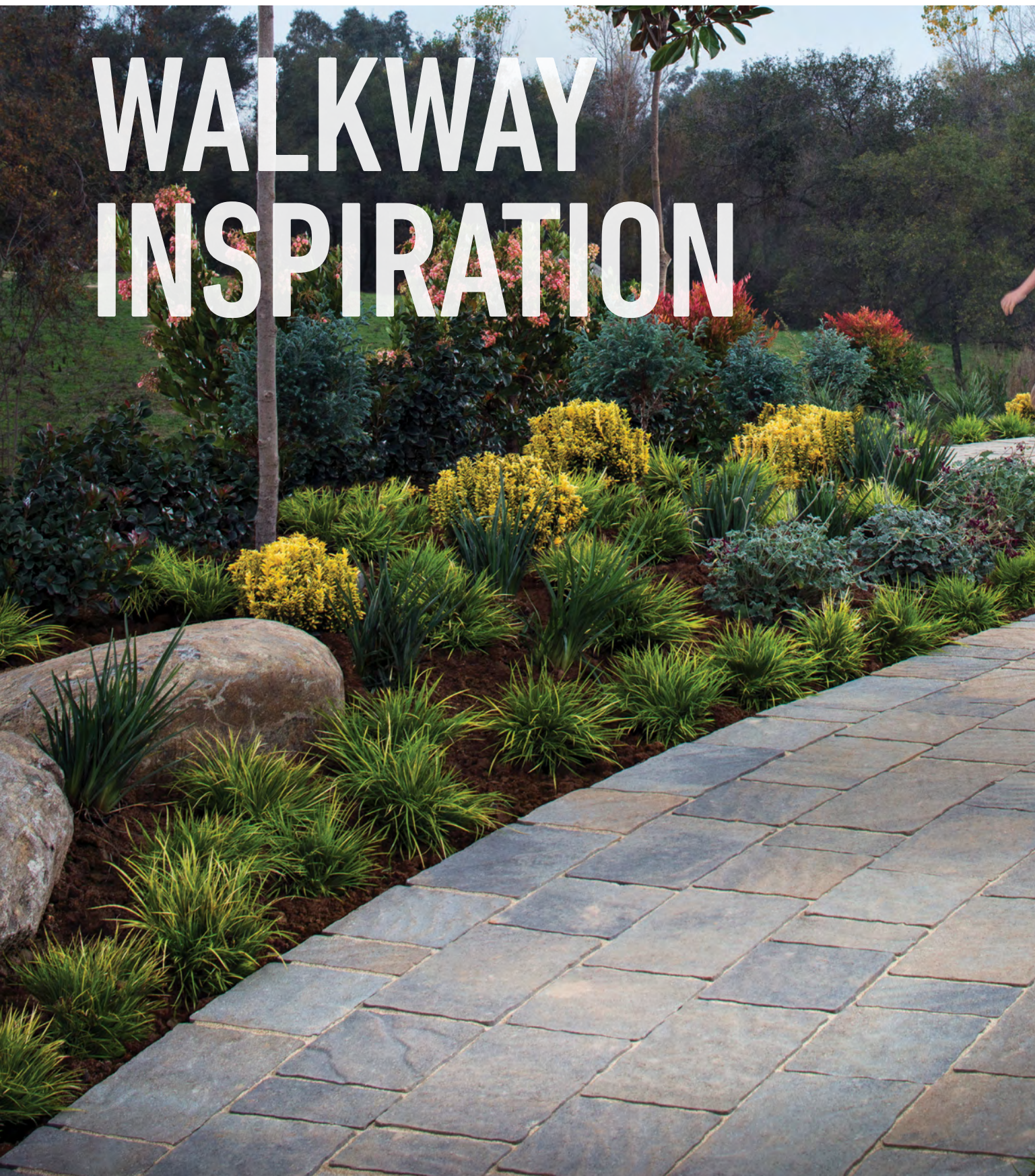
Celtik Wall (page 94)

Belair Wall cap (page 92)





# WALKWAY INSPIRATION







## The Path of Enlightenment.

With dozens of styles, colors, shapes and textures to choose from, Belgard® pavers help you create walkways that not only transport you from one spot to the next, they become an outward expression of your personal sense of style.

Urbana Stone (page 68)



# Walkways

## TOP

Lafitt Grana Slab (page 56)

Mega-Arbel Patio Slab (page 62)

Old World Paver border (page 66)

## BOTTOM

Lafitt Rustic Slab (page 58)

Old York border (page 67)

---

## OPPOSITE PAGE

Urbana Stone (page 68)

Belair Wall (page 92)

Marina Coping (page 118)















## OPPOSITE PAGE

Mega-Arbel Patio Slab (page 62)

Old World Paver border (page 66)

Mirage Nau Porcelain Paver (page 80)

## TOP

London Cobble & Circle (page 60)

## BOTTOM

Mega-Lafitt (page 64)

Diamond 9D (page 96)





# DRIVEWAY INSPIRATION







## Make a Grand Entrance.

Whether you prefer a classic look, contemporary lines, unique patterns, or old world country charm, Belgard® pavers can help you make a statement that will register the moment guests arrive at your door.

Lafitt Paver (page 54)  
Mega-Arbel Patio Slab (page 62)



Follow Belgard on Pinterest at  
[Pinterest.com/Belgard](https://www.pinterest.com/Belgard)



# Driveways

## TOP

Lafitt Paver (page 54)


## BOTTOM

Urbana Stone (page 68)

Celtik Wall (page 94)

## OPPOSITE PAGE

Eco Dublin (page 74)















## OPPOSITE PAGE

Holland Stone (page 52)

---

## TOP

London Cobble (page 60)

## BOTTOM

Old World Paver (page 66)





# WALL INSPIRATION







## Add Dimension to Your Design.

Belgard® offers a variety of wall systems to enhance your outdoor living areas. Convert a sloped lawn into usable patio space, create dimensional gardens, build seat walls or an outdoor kitchen, define separate outdoor rooms... the possibilities are endless.

Urbana Stone (page 68)  
Belair Wall (page 92)  
Marina Coping (page 118)  
Bordeaux Series Fireplace  
& Wood Boxes (page 124)



# Walls & Columns

## TOP

Diamond 9D (page 96)  
Henley Pier Cap (page 115)  
Dublin Cobble (page 50)

## BOTTOM

Weston Stone (page 111)  
Holland Stone border (page 52)

## OPPOSITE PAGE

Lafitt Rustic Slab (page 58)  
London Cobble border (page 60)  
Old York border (page 67)  
Celtik Wall (page 94)  
Weston Stone (page 111)  
Marina Coping (page 118)
















## OPPOSITE PAGE

Ashlar Tandem (page 104)

Tandem Column Kit (page 108)

Belair Wall cap (page 92)

---

## TOP

Diamond 9D (page 96)

## BOTTOM

Belair Wall (page 92)

Dublin Cobble (page 50)





# ENDLESS STYLE









# Find Your Perfect Product.


Whether you're looking to add some old world charm to your patio or contemporary flare to your walkway, Belgard® offers a variety of products in endless styles, shapes, colors and textures. The icons below will help guide you to the best product for your needs.




POOLS\*




FIRE FEATURES



STEPS




WALKWAYS




PATIOS



DRIVEWAYS



KITCHENS



WALLS



COLUMNS

**\* Pool Deck Applications:**

Lighter colors are recommended. Paver surface temperatures will fluctuate with weather conditions.

Lafitt Rustic Slab (page 58)

Mega-Arbel Patio Slab (page 62)

Old York border (page 67)



# PAVERS

A large outdoor patio paved with various stone pavers. In the background, there is a fire pit with a fire burning, and outdoor furniture including a table and chairs. The patio is surrounded by lush greenery and trees. The word "PAVERS" is written in large white letters in the top left corner.





# Pave the Way to Perfection.


**CREATE EYE-CATCHING WALKWAYS,** patios and driveways that express your personal sense of style. Belgard® pavers are strong, durable and environmentally friendly, helping you create beautiful spaces that will stand the test of time.

## TABLE OF CONTENTS

<b>46</b>	<b>CATALINA™ SLATE</b>
<b>50</b>	<b>DUBLIN COBBLE</b>
<b>52</b>	<b>HOLLAND STONE</b>
<b>54</b>	<b>LAFITT® PAVER</b>
<b>56</b>	<b>LAFITT® GRANA SLAB</b>
<b>58</b>	<b>LAFITT® RUSTIC SLAB</b>
<b>60</b>	<b>LONDON COBBLE</b>
<b>62</b>	<b>MEGA-ARBEL PATIO SLAB®</b>
<b>64</b>	<b>MEGA-LAFITT®</b>
<b>65</b>	<b>MODULINE SERIES®</b>
<b>66</b>	<b>OLD WORLD PAVER™</b>
<b>67</b>	<b>OLD YORK™</b>
<b>68</b>	<b>URBANA® STONE</b>

Lafitt Rustic Slab (page 58)  
Mega-Arbel Patio Slab (page 62)  
Old York border (page 67)  
Celtik Wall (page 94)  
Weston Stone (page 111)





## Product Spotlight

# Catalina™ Slate

---

The Catalina collection's crisp, clean lines and natural slate texture create a contemporary feel that's both eye-pleasing and comfortable. Perfect for high-traffic, pedestrian areas, its modular system offers superb design flexibility and ease of installation, with a multitude of possible laying patterns.









# CATALINA™ SLATE


## PAVERS




Catalina Slate combines the flexibility of modular design with the textured finish of natural slate.



## AVAILABLE COLORS



Amaretto



NEW! Bella




Danville Blend




Sable Blend

## SHAPES & SIZES


Catalina Slate Stone



6 x 12 x 2 3/8



9 x 12 x 2 3/8



12 x 12 x 2 3/8







# DUBLIN COBBLE® & CIRCLE

## PAVERS



A true classic, the gently distressed surface and antiqued edging of Dublin Cobble creates a casually elegant, time-worn look. The Dublin Cobble Circle Kit is specifically designed to create arched and circular designs.

## AVAILABLE COLORS



Bella



Charcoal  
(Only available 6 x 9)



Fossil Beige



Liberty Blend




Sable Blend

## SHAPES & SIZES

### 3-Piece Modular



$5\frac{5}{16} \times 2\frac{15}{16} \times 2\frac{3}{8}$



$5\frac{15}{16} \times 5\frac{15}{16} \times 2\frac{3}{8}$




$5\frac{15}{16} \times 8\frac{7}{8} \times 2\frac{3}{8}$

6 x 6

6 x 9



$5\frac{15}{16} \times 5\frac{15}{16} \times 2\frac{3}{8}$



$5\frac{15}{16} \times 8\frac{7}{8} \times 2\frac{3}{8}$

### Circle Kit



$5\frac{1}{2} \times \text{variable} \times 2\frac{3}{8}$  Finished Circle is 6'5" dia.

Only available in Fossil Beige & Sable Blend.







# HOLLAND STONE

## PAVERS



A classic shape, smooth surface and multiple color options make Holland Stone ideal for creating a wide variety of traditional looks. Holland Stone is also an excellent choice as a border element.

## AVAILABLE COLORS



Charcoal




Roman Blend



Fossil Beige



Liberty Blend



Sable Blend



Tan



Tudor Blend

## SHAPES & SIZES

60mm Holland Stone



$3 \frac{15}{16} \times 7 \frac{7}{8} \times 2 \frac{3}{8}$

### SPECIAL ORDER

80mm Holland Stone  
 $3 \frac{15}{16} \times 7 \frac{7}{8} \times 3 \frac{1}{8}$







# LAFITT® PAVER


## PAVERS




Lafitt Paver features one of the most natural-looking textures available in a modern paver, combining the look and feel of cut flagstone with the strength and durability of Belgard®.



## AVAILABLE COLORS




Amaretto



Bella



Danville Blend



Sable Blend

## SHAPES & SIZES

### 3-Piece Modular



$7\frac{1}{16} \times 3\frac{3}{16} \times 2\frac{3}{8}$



$7\frac{1}{16} \times 7\frac{1}{16} \times 2\frac{3}{8}$



$7\frac{1}{16} \times 10\frac{5}{8} \times 2\frac{3}{8}$

### 6 x 9



$6 \times 9 \times 2\frac{3}{8}$








# LAFITT® GRANA SLAB

## PAVERS




Lafitt Grana Slab pairs sleek contemporary style with modern design innovation. It features a smooth finish and large-scale units.




## AVAILABLE COLORS



Bella




Danville Blend




Sable Blend

## SHAPES & SIZES


3-Piece Modular - 60mm



$14\frac{7}{8} \times 7\frac{3}{8} \times 2\frac{3}{8}$



$14\frac{7}{8} \times 14\frac{7}{8} \times 2\frac{3}{8}$



$14\frac{7}{8} \times 22\frac{5}{16} \times 2\frac{3}{8}$







# LAFITT® RUSTIC SLAB


## PAVERS



Lafitt Rustic Slab features the look and texture of cut slate paired with the versatility of larger-scale modular design.




## AVAILABLE COLORS




Amaretto



Bella




Danville Blend




Sable Blend

## SHAPES & SIZES


3-Piece Modular - 60MM



14 $\frac{7}{8}$  x 7 $\frac{3}{8}$  x 2 $\frac{3}{8}$



14 $\frac{7}{8}$  x 14 $\frac{7}{8}$  x 2 $\frac{3}{8}$



14 $\frac{7}{8}$  x 22 $\frac{7}{16}$  x 2 $\frac{3}{8}$







# LONDON COBBLE

## PAVERS




The versatile London Cobble offers a tailored, architectural look with gently rounded corners and a domed pillowtop surface. The subtle color combinations and multiple pattern options make it ideal for crafting intricate designs.

### AVAILABLE COLORS



Bella




Fossil Beige



Liberty Blend



Roman Blend



Sable Blend



Charcoal  
(Only available in 6 x 9)



Tan  
(Only available in 6 x 9)

### SHAPES & SIZES

#### 3-Piece Modular



$5\frac{15}{16} \times 2\frac{15}{16} \times 2\frac{3}{8}$

$5\frac{15}{16} \times 5\frac{15}{16} \times 2\frac{3}{8}$

$5\frac{15}{16} \times 8\frac{7}{8} \times 2\frac{3}{8}$

#### 6 x 6



$5\frac{15}{16} \times 5\frac{15}{16} \times 2\frac{3}{8}$

#### 6 x 9



$5\frac{15}{16} \times 8\frac{7}{8} \times 2\frac{3}{8}$








# MEGA-ARBEL PATIO SLAB®

## PAVERS


Mega-Arbel Patio Slab offers the look and feel of natural flagstone. With an irregular shape and virtual joints, it creates a random look that flows harmoniously into the surrounding landscape.




## AVAILABLE COLORS



Bella



Fossil Beige



Sable Blend

## SHAPES & SIZES

Patio Slab



15 $\frac{3}{8}$  x 21 x 2 $\frac{3}{8}$







# MEGA-LAFITT®

## PAVERS




Mega-Lafitt features one of the most natural-looking textures available in a modular paver, combining the look and feel of cut flagstone with the strength and durability of Belgard®. Larger scale modular shapes allow for ample design flexibility.



## AVAILABLE COLORS



Bella




Sable Blend

## SHAPES & SIZES

### 3-Piece Modular



10½ x 5¼ x 3⅞



10½ x 10½ x 3⅞



10½ x 15¾ x 3⅞



# MODULINE SERIES®

## PAVERS



One of the most versatile pavers available, Moduline Series comes in a wide array of colors to create unique contemporary designs.



## AVAILABLE COLORS



Desert Sand



Foundry



Graphite




Linen


## SHAPES & SIZES

60MM

80MM



3 x 12<sup>1</sup>/<sub>16</sub> x 2<sup>3</sup>/<sub>8</sub>



3 x 12<sup>1</sup>/<sub>16</sub> x 3<sup>1</sup>/<sub>8</sub>



# OLD WORLD PAVER™

## PAVERS




Reminiscent of the cobbled streets of Europe, Old World Paver is crafted with a natural stone cleft finish for the look and feel of time-worn stone. Ideal for high traffic areas or for use as a border.



## AVAILABLE COLORS



Fossil Beige



Sable Blend

## SHAPES & SIZES


### 3-Piece Modular



5 1/8 x 7 3/4 x 3 1/8



5 1/8 x 10 1/4 x 3 1/8



5 1/8 x 12 13/16 x 3 1/8

Larger joints between pavers allow Old World Paver to be installed as a permeable paver option.



# OLD YORK™


PAVERS WITH PRO-TEC™



Old York Pavers provide a natural yet elegant look that will bring your outdoor space to life. With the appearance of weathered clay brick, Old York Pavers give you the means by which to create a unique outdoor area.



## AVAILABLE COLORS



NEW! Bella



Charcoal



Sable Blend



Summer Hill

## SHAPES & SIZES

Old York



3<sup>15</sup>/<sub>16</sub> x 7<sup>7</sup>/<sub>8</sub> x 2<sup>3</sup>/<sub>8</sub>



### PRO-TEC™

PRO-TEC product enhancement technology is an exclusive and proprietary enhancer applied to Belgard® products during the manufacturing processes. The enhancer penetrates deep into the product rendering it resistant to stains and acid rain. PRO-TEC enhancer protects each unit from the wear and tear of everyday use while enriching paver colors.

Larger joints between pavers allow Old York to be installed as a permeable paver option.



# URBANA<sup>®</sup> STONE


## PAVERS



The chiseled texture of Urbana Stone recalls the look of vintage cut stone. The versatile 3-piece modular system allows for a broader range of shapes and laying patterns.




## AVAILABLE COLORS



Bella



Fossil Beige



Sable Blend

## SHAPES & SIZES

3-Piece Modular 60MM



7 7/8 x 3 15/16 x 2 3/8



7 7/8 x 7 7/8 x 2 3/8



7 7/8 x 11 13/16 x 2 3/8

Larger joints between pavers allow Urbana Stone to be installed as a permeable paver option.







# PERMEABLE PAVERS







# Be Water Wise & House Proud.

## ELIMINATE STANDING WATER,

reduce erosion and lower water demand with Belgard® Permeable Pavers. Our permeable pavers allow the movement of stormwater through the surface, reducing runoff and improving water quality by filtering pollutants.

## BENEFITS TO HOMEOWNERS

- Eliminate standing water and improve drainage.
- More beautiful and durable than conventional paved surfaces.
- Can include a heating system to eliminate snow and ice build-up.
- Can include a water-harvesting system to recycle stormwater for irrigation.

## BENEFITS TO COMMUNITIES

- Filter water back underground to recharge local groundwater supplies.
- Clean pollutants from stormwater to improve water quality of nearby lakes and rivers.
- Reduce demands on local storm drains.
- Reduce water used for irrigation.

## TABLE OF CONTENTS

- 72** AQUALINE™
- 73** DRAINSTONE
- 74** ECO DUBLIN®
- 75** TURFSTONE™

Eco Dublin (page 74)



# NEW

## AQUALINE™

### PERMEABLE PAVERS

Aqualine permeable pavers work equally well for pedestrian and vehicular applications and feature a smooth surface and a wide variety of color options for ultimate design flexibility.




### AVAILABLE COLORS



Fossil Beige



Roman Blend



Sable Blend

### SHAPES & SIZES



4½ x 9 x 3⅞



# DRAINSTONE

## PERMEABLE PAVERS




Drainstone permeable pavers effectively minimize paved areas' impact on the local ground water system, while providing the same strength, durability and range of design options as conventional pavers.



### AVAILABLE COLORS



Liberty Blend



Roman Blend



Sable Blend

### SHAPES & SIZES



4½ x 9 x 3⅞



# ECO DUBLIN<sup>®</sup>


## PERMEABLE PAVERS



Eco Dublin provides an environmental solution with the contemporary modular look of cut stone, which pairs well with nearly any architectural style.



### AVAILABLE COLORS



Fossil Beige



Roman Blend



Sable Blend

### SHAPES & SIZES

#### 3-Piece Modular



6<sup>7</sup>/<sub>8</sub> x 3<sup>7</sup>/<sub>16</sub> x 3<sup>1</sup>/<sub>8</sub>



6<sup>7</sup>/<sub>8</sub> x 6<sup>7</sup>/<sub>8</sub> x 3<sup>1</sup>/<sub>8</sub>



6<sup>7</sup>/<sub>8</sub> x 10<sup>1</sup>/<sub>4</sub> x 3<sup>1</sup>/<sub>8</sub>



# TURFSTONE™


## PERMEABLE PAVERS



Turfstone stabilizes soil erosion by allowing rainwater to gradually filter back into soil. Its eco-friendly design reduces run-off while allowing greenery to grow through it, creating a unique natural look.



### AVAILABLE COLORS



Natural

### SHAPES & SIZES

Turfstone



15 3/4 x 23 5/8 x 3 1/8



# PORCELAIN PAVERS

**MIRAGE®**  
Porcelain.Design.Sustainability





# Italian Design for Outdoor Lifestyles.

**BELGARD® IS EXCITED TO OFFER** exclusive product collections to our versatile line of outdoor paving materials. Mirage® Porcelain Pavers are authentic Italian-designed porcelain pavers that meet the most aggressive durability standards. Porcelain pavers can be used in a variety of application, including creative walkways, contemporary pool surrounds and gorgeous patio areas.

## TABLE OF CONTENTS

<b>78</b>	ARDESIE
<b>79</b>	ESPRIT
<b>80</b>	NAU
<b>81</b>	NOON
<b>82</b>	QUARZITI 2.0
<b>84</b>	STONES 2.0
<b>85</b>	SUNDECK
<b>86</b>	UNICO

Quarziti 2.0 (page 82)




# ARDESIE


## STONE FINISH




Ardesie captures the elegance of natural stone in a contemporary way. The end result is a slate-like look with the durability of porcelain. Expect the wide range of color variation that is inherent in natural slate.




## AVAILABLE COLORS



African Stone  
AD 03 NAT – V4



Island  
AD 02 NAT – V3



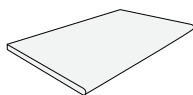
Vulcan  
AD 05 NAT – V3

## SHAPES & SIZES

Unico



23.54 x 23.54 x 3/4"



12.99 x 23.54 x 3/4"

See page 86  
for full product  
information.



Spacers are recommended for all porcelain paver installations. PLEASE NOTE: For vehicular applications, must be a mortar install over a concrete slab.



# ESPRIT

## STONE FINISH



Esprit offers a soft, luxurious interpretation of natural stone with subtle natural veins and a refined texture that creates an elegant, understated look.



## AVAILABLE COLORS



Lagos Gray  
EP 03 ST – V2

## SHAPES & SIZES



23.54 x 23.54 x 3/4



Spacers are recommended for all porcelain paver installations.  
PLEASE NOTE: For vehicular applications, must be a mortar install over a concrete slab.



# NAU

## WOOD FINISH



NAU interprets the character of reclaimed wood on a durable porcelain paver to create outdoor living spaces with distinctive urban flair.




## AVAILABLE COLORS



Fado  
NA 01 RD - V3

## SHAPES & SIZES



7.80 x 47.17 x  $\frac{3}{4}$



Spacers are recommended for all porcelain paver installations. PLEASE NOTE: For vehicular applications, must be a mortar install over a concrete slab.



# NOON


## WOOD FINISH




Noon is a contemporary expression of the simple life. The collection combines the warmth of natural wood with the elegance of glossy wood, incorporating all the extraordinary technical characteristics of porcelain stoneware: timeless and fearless.




## AVAILABLE COLORS



Charcoal  
NN 05 NAT - V4



Daylight  
NN 01 NAT - V4




Ember  
NN 02 NAT - V4



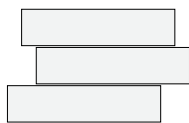
Honey  
NN 03 NAT - V4

## SHAPES & SIZES

### SPECIAL ORDER



7.80 x 47.17 x  $\frac{3}{4}$



11.73 x 47.17 x  $\frac{3}{4}$



Spacers are recommended for all porcelain paver installations.  
PLEASE NOTE: For vehicular applications, must be a mortar install over a concrete slab.



# QUARZITI 2.0

## STONE FINISH




Quarziti 2.0 is an interpretation of stone that incorporates a gently shading effect to recreate an authentic diversity of natural elements. A variety of modular shapes offer ultimate design flexibility.



## AVAILABLE COLORS




Glacier  
QR 01 NAT - V3




Mantle  
QR 02 NAT - V3



Mountains  
QR 02 NAT - V3



River  
QR 04 NAT - V3



Waterfall  
QR 03 NAT - V3

## SHAPES & SIZES

### Modular



11.73 x 23.54 x  $\frac{3}{4}$

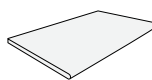


23.54 x 35.35 x  $\frac{3}{4}$



23.54 x 23.54 x  $\frac{3}{4}$

### Unico



12.99 x 23.54 x  $\frac{3}{4}$

*See page 86  
for full product  
information.*

\* Modular pieces sold as a pair only.



Spacers are recommended for all porcelain paver installations.  
**PLEASE NOTE:** For vehicular applications, must be a mortar install over a concrete slab.







# STONES 2.0

## STONE FINISH




Stones 2.0 offers the supple texture of groundface stone in large modular shapes ideal for creating stylish contemporary outdoor living spaces.




Pierre Bleue Sablée

## AVAILABLE COLORS




Chambrod  
SO 05 ST – V3



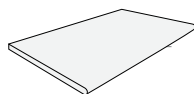
Pierre Bleue Sablée  
SO 11 ST – V3

## SHAPES & SIZES

Unico



23.54 x 23.54 x 3/4



12.99 x 23.54 x 3/4

See page 86  
for full product  
information.



Spacers are recommended for all porcelain paver installations. PLEASE NOTE: For vehicular applications, must be a mortar install over a concrete slab.



# SUNDECK

## WOOD FINISH




Sundeck is an outdoor interpretation of indoor wood flooring with striations and shading that capture the essence of various wood finishes.



Spirit

### AVAILABLE COLORS



Spirit  
SD 03 RD – V3

### SHAPES & SIZES

11.73 x 47.17 x 3/4

Unico

12.99 x 23.54 x 3/4

*See page 86 for full product information.*



Spacers are recommended for all porcelain paver installations.  
PLEASE NOTE: For vehicular applications, must be a mortar install over a concrete slab.



# UNICO

## STEP AND COPING




Two installation needs, a single solution.  
This versatile porcelain unit is processed on both sides to give you maximum flexibility and design freedom

Unico can be used as a step and as a coping for swimming pools. With a rounded, bullnose edge or straight edge, this uniquely functional border piece looks great from every angle.




### SIZE

12.99 x 23.54 x ¾  
Double sided special trim




ROUNDED EDGE




STRAIGHT EDGE

## AVAILABLE COLORS




Ardesie  
Island AD 02 NAT




Ardesie  
African Stone AD 03 NAT




Ardesie  
Vulcan AD 05 NAT




Quarziti 2.0  
Glacier QR 01 NAT




Quarziti 2.0  
Mantle QR 02 NAT - V3




Quarziti 2.0  
Mountains QR 02 NAT




Quarziti 2.0  
Waterfall QR 03 NAT




Quarziti 2.0  
River QR 04 NAT



Stones  
Chambrod SO 05 ST - V3



Stones  
Pierre Bleue Sablée  
SO 11 ST - V3



Sundeck  
Spirit SD 03 RD - V3





Quarziti 2.0 Porcelain Paver & Unico Coping



# WALLS







# The Building Blocks of Greatness

## ANCHOR WALL SYSTEMS

The leading brand of wall systems bring function and fashion to your home.

Whether you're creating retaining walls, outdoor living areas or seating walls, each of our wall systems is designed to work in harmony with your landscape.

Wall Innovations By



## TABLE OF CONTENTS

<b>90</b>	ASPEN® STONE
<b>92</b>	BELAIR WALL®
<b>94</b>	CELTIK® WALL & PIER KIT
<b>96</b>	DIAMOND® 9D
<b>98</b>	DIAMOND PRO®
<b>99</b>	DIAMOND PRO® PS
<b>100</b>	MEGA-TANDEM™ (MSRW)®
<b>102</b>	TANDEM® WALL
<b>110</b>	U START BASE BLOCK®
<b>111</b>	WESTON STONE™

Diamond 9D (page 96)



# ASPEN<sup>®</sup> STONE


## RETAINING WALL




Boasting a natural stone appearance, Aspen Stone is a lighter weight wall unit developed for easy installation. It's perfect for low-height retaining walls, tree ring borders, and garden terraces up to two feet in height.



### AVAILABLE COLORS



Fossil Beige



Sable Blend

### SHAPES & SIZES

Aspen Stone



7 $\frac{1}{16}$  x 3 $\frac{3}{16}$  x 2 $\frac{3}{8}$

3" Universal Cap



3 x 17 $\frac{1}{4}$  / 12 x 10 $\frac{3}{8}$

Wall Innovations By









# BELAIR WALL®

## FREESTANDING / RETAINING WALLS



Belair Wall offers the sophisticated appearance of chiseled stone and is ideal for a variety of landscaping uses, as well as constructing outdoor living rooms, fire features and kitchens.



## AVAILABLE COLORS



Bella



Danville Blend



Sable Blend



Silex Blend

## SHAPES & SIZES

### 6" Retaining Wall



6 x 8 x 8



6 x 16 x 8



6 x 16 x 8  
w/microjoint

### Cap End



3 x 8 x 13 1/2

### Wall End



6 x 8 x 11


**IMPORTANT TIP FOR BASE COURSE:**  
Due to the manufacturing process of this block, pitch the base course back slightly to keep the wall level on higher courses.

For walls over 30 inches in height, soil reinforcement is generally necessary. A qualified engineer should be consulted for design and analysis of structures.

### 6" Freestanding Wall




6 x 8/6 x 11



6 x 16/14 x 11

### Cap



3 x 7/8 x 13 1/2

### Corner/Column



6 x 16 x 8

Wall Innovations By



**ANCHOR™**  
WALL SYSTEMS







# CELTIK® WALL & PIER KIT

## FREESTANDING / RETAINING WALLS



Quarried textures and natural hues give Celtik Wall the classic look of a European garden wall, making it ideal for contouring landscapes and constructing custom outdoor living spaces.

### AVAILABLE COLORS



Bella



Fossil Beige



Liberty Blend



Sable Blend

### SHAPES & SIZES

#### 3" Retaining Wall



3 x 8 $\frac{7}{8}$  x 6 $\frac{7}{8}$



3 x 8 $\frac{7}{8}$  x 10 $\frac{1}{16}$

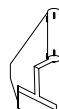


3 x 8 $\frac{7}{8}$  x 13 $\frac{1}{16}$



3 x 8 $\frac{7}{8}$  x 17 $\frac{1}{8}$

#### Clip



#### 6" Retaining Wall



6 x 8 $\frac{7}{8}$  x 6 $\frac{7}{8}$



6 x 8 $\frac{7}{8}$  x 10 $\frac{1}{16}$



6 x 8 $\frac{7}{8}$  x 13 $\frac{1}{16}$



6 x 8 $\frac{7}{8}$  x 17 $\frac{1}{8}$

#### Cap



3 $\frac{1}{2}$  x 15 $\frac{3}{4}$  x 12

#### 3" Freestanding Wall



3 x 5 $\frac{1}{2}$  Front/  
3 $\frac{3}{4}$  Back x 9



3 x 7 $\frac{1}{4}$  Front/  
5 $\frac{1}{2}$  Back x 9



3 x 9 $\frac{1}{4}$  Front/  
7 $\frac{1}{2}$  Back x 9



3 x 11 $\frac{1}{8}$  Front/  
9 $\frac{3}{8}$  Back x 9

#### 6" Pier kit 2' x 2' x 3'

Celtik Pier Kit is  
only available in  
6" size.

Column cap sold  
separately



#### 6" Freestanding Wall



6 x 5 $\frac{7}{16}$  Front/  
3 $\frac{7}{16}$  Back x 9



6 x 7 $\frac{5}{16}$  Front/  
5 $\frac{1}{4}$  Back x 9



6 x 9 $\frac{3}{16}$  Front/  
7 $\frac{1}{16}$  Back x 9



6 x 11 $\frac{1}{16}$  Front/  
9 $\frac{3}{16}$  Back x 9







# DIAMOND® 9D

## FREESTANDING / RETAINING WALLS



The rough-hewn distressed look and easy installation system have made Diamond 9D a favorite for residential wall projects. The system is topped with a coordinating cap unit.


### AVAILABLE COLORS




**NEW!** Amaretto




Bella



Fossil Beige



Liberty Blend  
(Only available in Large)



Sable Blend


### SHAPES & SIZES

6" RW Large




6 x 17 $\frac{3}{4}$  x 9

\*\*6" RW Small/Medium



6 x 5  $\frac{7}{8}$  x 9




6 x 11 $\frac{7}{8}$  x 9

6" Stone Cut Corner



6 x 16 x 8

3" Universal Cap



3 x 17 $\frac{1}{4}$  / 12 x 10 $\frac{3}{8}$

\*6" RW Large on 1 pallet,

\*\*6" RW Small/Medium on 1 pallet,

†6" FSW Large



6 x 18/16 x 9

†6" FSW Small/Medium



6 x 6/4 x 9



6 x 12/10 x 9

†6" FSW Large on 1 pallet,

†6" FSW Small/Medium on 1 pallet,

Wall Innovations By



**ANCHOR™**  
WALL SYSTEMS







# DIAMOND PRO<sup>®</sup>


## RETAINING WALLS




Diamond Pro features the distressed look of the Diamond wall system and is the ideal choice for larger projects. Architects and engineers choose the Diamond Pro retaining wall system to create flexible, cost effective solutions for a broad range of residential retaining wall projects.



## AVAILABLE COLORS



Bella



Brittany Blend



**NEW!** Chestnut



Sable Blend



Tan

## SHAPES & SIZES

Block




8 x 18 x 12

Corner



8 x 18 x 9

4" Universal Cap



4 x 17 1/4" / 12 x 10 3/8"

Wall Innovations By



**ANCHOR**<sup>™</sup>  
WALL SYSTEMS




# DIAMOND PRO<sup>®</sup> PS

## RETAINING WALLS



Contractors choose Diamond Pro wall systems due to their time-tested strength. Diamond Pro PS utilizes a pin system as a location device in installation.



### AVAILABLE COLORS



NEW! Bella



Brittany Blend



NEW! Chestnut



Sable Blend

### SHAPES & SIZES

Block




8 x 18 x 12

Corner



8 x 18 x 9

4" Universal Cap



4 x 17 1/4" / 12 x 10 3/8"

Anchor<sup>™</sup> Pins



5" L x .05" dia.

**SPECIAL ORDER**  
Also available in  
Victorian Face



Wall Innovations By





# MEGA-TANDEM™


## MASS SEGMENTAL RETAINING WALL (MSRW®) SYSTEM



With the natural appearance of hand-chiseled stone, the Mega-Tandem MSRW system is innovative and versatile, capable of building large, straight or curved retaining walls.



### AVAILABLE COLORS



Sable Blend



Silex Blend

### SHAPES & SIZES

Front Unit



12 x 24 x 3

Back Unit



12 x 24 x 3

Connectors



22 $\frac{1}{8}$  Connector  
Supports gravity  
walls up to 6'



41 $\frac{1}{8}$  Connector  
Supports gravity  
walls up to 10'

Cap Unit



15 x 24 x 3 $\frac{3}{4}$









## Product Spotlight

# Tandem® Wall

---

The Tandem family of products is a revolutionary platform that showcases the Stone-like aesthetic that homeowners prefer while offering job site efficiencies contractors need. A complete system, with column kit and modular grid, Tandem provides versatility to complement any outdoor living space.









# ASHLAR TANDEM™

## FREESTANDING / RETAINING WALLS



Ashlar Tandem provides the look and feel of chiseled stone with the easy installation of the Tandem Wall platform. Virtual joints and multiple sizes allow for a seamless connection between units.




### AVAILABLE COLORS



Bella



Danville Blend



**NEW!** Sable Blend



Silex Blend

### SHAPES & SIZES

Ashlar Tandem™  
Unit 1



7 x 13<sup>3</sup>/<sub>16</sub> x 2<sup>5</sup>/<sub>8</sub>

Ashlar Tandem™  
Unit 2



7 x 15<sup>13</sup>/<sub>16</sub> x 2<sup>5</sup>/<sub>8</sub>

Ashlar Tandem™  
Unit 3



7 x 18<sup>7</sup>/<sub>16</sub> x 2<sup>5</sup>/<sub>8</sub>

Ashlar Tandem Units 1, 2, & 3 come mixed on one pallet.

Tandem  
Cap Unit




15 x 24 x 3<sup>1</sup>/<sub>4</sub>

8" Connecting  
Member



U Start Base Block®



12 x 18<sup>7</sup>/<sub>16</sub> x 3<sup>1</sup>/<sub>2</sub>

*See page 110  
for full product  
information.*







# LAFITT TANDEM™

## FREESTANDING / RETAINING WALLS



Lafitt Tandem provides the look and feel of chiseled stone with the easy installation of the Tandem Wall platform. Enjoy a simple, modular look or mix with other Tandem units to add variety to your outdoor living space.



## AVAILABLE COLORS




Bella



Danville Blend



**NEW!** Sable Blend



Silex Blend

## SHAPES & SIZES

Lafitt Tandem™  
Unit 1



7 x 13<sup>3</sup>/<sub>16</sub> x 2<sup>5</sup>/<sub>8</sub>

Lafitt Tandem™  
Unit 2



7 x 15<sup>13</sup>/<sub>16</sub> x 2<sup>5</sup>/<sub>8</sub>

Lafitt Tandem™  
Unit 3



7 x 18<sup>7</sup>/<sub>16</sub> x 2<sup>5</sup>/<sub>8</sub>

Lafitt Tandem Units 1, 2, & 3 come mixed on one pallet.

Tandem  
Cap Unit




15 x 24 x 3<sup>1</sup>/<sub>4</sub>

8" Connecting  
Member




U Start Base Block®



12 x 18<sup>7</sup>/<sub>16</sub> x 3<sup>1</sup>/<sub>2</sub>

See page 110  
for full product  
information.







# TANDEM® COLUMN KIT



Tandem Column Kit is an innovative, versatile system that can be used to create attractive, easy to install and durable columns. Great for use in residential and light commercial hardscape projects.




1 Start with Column Grid



2 Use connector to attach Tandem Veneers to grid



3 Repeat step 2 and fill with ¾" crushed rock until column is complete



See the installation video at [Beldgard.com/Tandem](http://Belgard.com/Tandem)


## AVAILABLE COLORS



Bella



Danville Blend



NEW! Sable Blend



Silex Blend

## SHAPES & SIZES

Tandem Column Kit includes 2 Steel Cages, 2 Bags of clips, & Ashlar Tandem Units



Ashlar Tandem™

OR



Lafitt Tandem™




Column Grid  
Height 42"



Connector



Tandem Cap  
24 x 24 x 3¼  
(Sold Separately)



U Start Base Block®  
12 x 18⅞ x 3½  
(Sold Separately)

Tandem Veneer Units available in three sizes.  
Ashlar Tandem & Lafitt Tandem units come mixed on a pallet.



# TANDEM® MODULAR GRID



Construct virtually any design up to 7' tall by simply attaching the grids to a wooden structure and connecting the veneers. Build an outdoor kitchen, skirt a deck, hide utilities, construct seat walls... the possibilities are endless.



1 Build your wooden frame



2 Attach your modular grid



3 Attach Tandem Veneer with Connector



4 Finish with Tandem Cap Unit

## AVAILABLE COLORS



Bella



Danville Blend



NEW! Sable Blend



Sillex Blend

## TANDEM VENEER UNITS\*



Ashlar Tandem™

OR



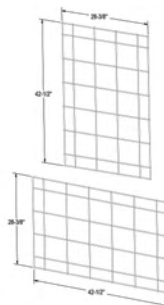
Lafitt Tandem™

### CONNECTOR



### MODULAR GRID

Vertical or Horizontal Application



### U START BASE BLOCK



See page 110 for full product information.

\*Tandem Veneer units available in three sizes. Units only available in 7" height. Ashlar Tandem and Lafitt Tandem units come mixed on a pallet.



# U START BASE BLOCK®


## WALL ACCESSORY




One of Belgard's latest innovations, U Start Base Block is a universal base course for landscaping walls that promotes cost savings and installation time efficiency.




Ashlar Tandem Wall utilizing U Start Base Block



Prep Site



Install Base Course



Install the Wall

## SHAPES & SIZES

Base Block



18<sup>7</sup>/<sub>16</sub> x 12 x 3<sup>1</sup>/<sub>2</sub>



Base Block with  
Ashlar Tandem Wall

## ALSO WORKS WITH:

Aspen Stone  
Celtik® Wall  
Belair Wall®  
Diamond® 9D  
Diamond Pro®  
Weston Stone™



# WESTON STONE™

## FREESTANDING / RETAINING WALLS



The flexibility of Weston Stone is unmatched. With the look of natural tumbled stone, this double-sided wall is ideal for garden walls, pillars, outdoor kitchens, planters and fire features.




## AVAILABLE COLORS



Bella



Cotswold Mist\*



Fossil Beige



Gascony Tan\*



Sable Blend

## SHAPES & SIZES

Universal



4 x 8 x 12

\*Coordinates with Elements Collection



# COPING, EDGERS AND STEPS







# Dive into the Details.

## WHETHER CHISELED AND BRAWNY

or smooth and precise, it's the finishing touches - like driveway curbs, patio steps and pool coping - that make the final statement.

## TABLE OF CONTENTS

- 114** ANGLIA EDGER®
- 115** HENLEY COLLECTION™ PIER CAP
- 116** LANDINGS™ STEP UNIT
- 118** MARINA™ COPING
- 119** VALLETTA EDGER™

Marina Coping (page 118)



# ANGLIA EDGER®

## EDGERS



The Anglia Edger curb unit features a chiseled finish and tapered edges to provide the perfect complement to driveways, patios, walkways and flower beds. Larger units allow for a reduced number of joints.



## AVAILABLE COLORS



Bella



Bella Antiqued



Silex Blend



Silex Blend Antiqued

## SHAPES & SIZES

### 4-Piece Modular



8 x 17½ x 4½



8 x 15½ x 4½



8 x 10½ x 4½



8 x 7½ x 4½



# HENLEY COLLECTION™

## PIER CAP

WET CAST CAP



Add an elegant finished look to columns with the Henley Collection Pier Cap, which features the natural look and texture of chiseled quarried stone. Color options offer the perfect complement to both cool-toned or earth-toned walls.



### AVAILABLE COLORS




Charcoal



Oak

### SHAPES & SIZES

Pier Cap



26 x 26 x 2½

28 x 28 x 2½



# LANDINGS™ STEP UNIT

## STEPS



With the look of quarried limestone, the Landings Step Unit can be used as a standalone feature or integrated into a hardscape project to add grand style to landscape level changes.



### AVAILABLE COLORS



Charcoal



Linen



Tan


### SHAPES & SIZES

Step Unit



6 x 48 x 18







# MARINA™ COPING


## COPING



Marina Coping features a smooth surface and can be used as a finishing accent for an array of outdoor living features, including pools, steps, seat walls, outdoor kitchen counters, foot ledges, and more.



## AVAILABLE COLORS



Charcoal




Fossil Beige



Sable Blend

## SHAPES & SIZES

Marina Coping



5<sup>15</sup>/<sub>16</sub> x 11<sup>13</sup>/<sub>16</sub> x 2<sup>3</sup>/<sub>8</sub>



# VALLETTA EDGER™

## EDGER



Valletta Edger is a multi-piece edger with a battered texture to create a unique aesthetic appeal and can be stacked to create beautiful garden walls. Perfect as a walkway or driveway border, placed around tree beds, and to create raised flower beds.



## AVAILABLE COLORS



Silex Gray

Valletta Edger can also be stacked on top of each other to create a small Garden Wall as seen in the photo above.

## SHAPES & SIZES

Edger



8 x 3½ x 4¼



# OUTDOOR FIRE FEATURES AND KITCHENS







# Relaxation Made Simple.

## MAKE THE OUTDOORS A LITTLE

cozier with Belgard's collection of modular pre-built outdoor fire features and kitchens. With our pre-assembled tailored designs, what you see is what you get, nothing is left to chance. The modularity of the system also allows for a quicker and cleaner installation process, which means you'll be cozied up by the fire by nightfall.

## TABLE OF CONTENTS

- 124** BORDEAUX™ SERIES
- 125** BRISTOL™ SERIES
- 126** BRIGHTON™ SERIES
- 127** BRICK OVENS
- 128** WESTON STONE™  
FIRE PIT KIT

Bordeaux Series (page 124)



# Outdoor Fire Features and Kitchens

Browse our outdoor kitchen collections and fireplace kits to find the right centerpiece for your al fresco experience.



## BORDEAUX™ SERIES

A timeless stackstone design that allows the fireplace, the grill island, or the brick oven to become the focal point of your outdoor space.



## BRISTOL™ SERIES

A beautiful combination of tumbled block with Arbel® and Urbana® accents, Bristol's rustic look blends well with virtually any landscape.



## BRIGHTON™ SERIES

Addresses the need and request for a lower-priced fireplace set. Featuring the same 36" firebox as the Bristol Series, plus a built-in hearth, Brighton is a beautiful option for those on a budget.



Shop Belgard Outdoor Kitchen and Fire Features at [Belgard.com/Elements](http://Belgard.com/Elements)



## BRICK OVENS

Inspired by traditional oven designs first used over four thousand years ago. The secret is our authentic, low-height Neapolitan dome design. The design creates a unique FlameRoll, which generates high, even temperatures for balanced cooking and genuine wood-fired taste.

Available in Bordeaux™ and Bristol™ Series.



Bristol™ Series Brick Oven

## WESTON STONE™ FIRE PIT KIT

Belgard's Weston Stone Fire Pit Kit installs quickly and offers the clean and contemporary look of tumbled stone. The kit is available in three popular color blends developed to complement most Belgard® paving stones and retaining walls.

Available in circular and square builds.



## TANDEM® MODULAR GRID

Easy to install. Versatile. Modular. Simply create your project frame, attach the grid to your structure and clip your Tandem veneers to the grid. Can be used in various applications from deck skirting to outdoor kitchens.



# BORDEAUX™ SERIES

## FIREPLACE

2'7"D x 4'3"W x 7'8"H



Wood Boxes  
2'1¼"D x 3'3"W x 3'1"H  
per box



Grill Island  
2'6"D x 5'11"W x 3'5"H



Brick Oven  
42½"D x 53¼"W x 92"H



# BRISTOL™ SERIES

## FIREPLACE

3'D x 5'W x 9'3"H



Wood Boxes  
2'4"D x 3'W x 3'3"H  
per box



Grill Island  
3'D x 6'4"W x 4'4"H



Brick Oven  
4'D x 4'W x 8'5"H



Hearth  
2'D x 5'W x 11"H



# BRIGHTON™ SERIES

## FIREPLACE

3'4"D x 4'4"W x 8'4"H



Wood Boxes

2'4"D x 2'8"W x 2'11"H  
per box



Fireplace

3'4"D x 4'4"W x 8'4"H



# BRICK OVENS

## ELEMENTS



Bordeaux™  
42½"D x 53¼"W x 92"H



Bristol™  
4'D x 4'W x 8'5"H

## CART



CBO Americano Cart Model  
34"D x 34"W x 81⅞"H



CBO Cart Model-750  
40"D x 35½"W x 81⅞"H

## TABLE TOP



CBO Americano Countertop Model  
34"D x 34"W x 38½"H



CBO Countertop Model-750  
40"D x 35½"W x 44⅝"H



# WESTON STONE™

## FIRE PIT KIT



### AVAILABLE COLORS



Bella



Fossil Beige



Sable Blend

### SHAPES & SIZES

#### Square Fire Pit Kit



4 x 8 x 12

#### Circle Fire Pit Kit



4 x 8 x 8

4 x 12 x 8

*Round Fire Pit:  
Outside is 4' 7" in diameter  
Stacks up to 4 rows high*

*Square Fire Pit:  
Outside is 4' 10"  
Stacks up to 4 rows high*

*Metal ring insert included  
in the kit.*









# TECHNISEAL<sup>®</sup> PROTECTS & BEAUTIFIES





# Protect Your Investment

## PAVERS ADD CHARACTER AND VALUE

to a home. However, the erosion of sand from the joints and the appearance of weeds and ants can diminish the beauty of your outdoor space. The selection of a quality jointing sand and protector is an excellent way to prevent a stunning creation from fading with time.



## TABLE OF CONTENTS

<b>132</b>	<b>HP NEXTGEL™</b>
<b>133</b>	<b>RG+ POLYMERIC SAND</b>
<b>134</b>	<b>DRIBOND™</b>
<b>135</b>	<b>HARDSCAPE ADHESIVES</b>
<b>135</b>	<b>EZ BASE®</b>
<b>136</b>	<b>PAVER EDGING</b>
<b>137</b>	<b>PAVER CARE</b>
<b>138</b>	<b>CLEANERS</b>
<b>138</b>	<b>PROTECTORS</b>

Catalina Slate (page 46)



# NEW

## HP NEXTGEL™

THE BEST SAND EVER CREATED




### HP NEXTGEL™ JOINTING SAND

- Heavy-sloped and high-traffic areas
- High-humidity areas and pool decks
- Commercial, residential and public projects
- False or wide joints from 1/16" to 4"
- Also ideal for natural stones, textured or clay pavers, and porcelain tiles
- Haze and dust free



Tan



Granite



This revolutionary technology radically transforms and improves the properties and behavior of jointing sand, resulting in the first ever true “no dust”, “no haze”, “no waste” sand for a fast and clean installation.

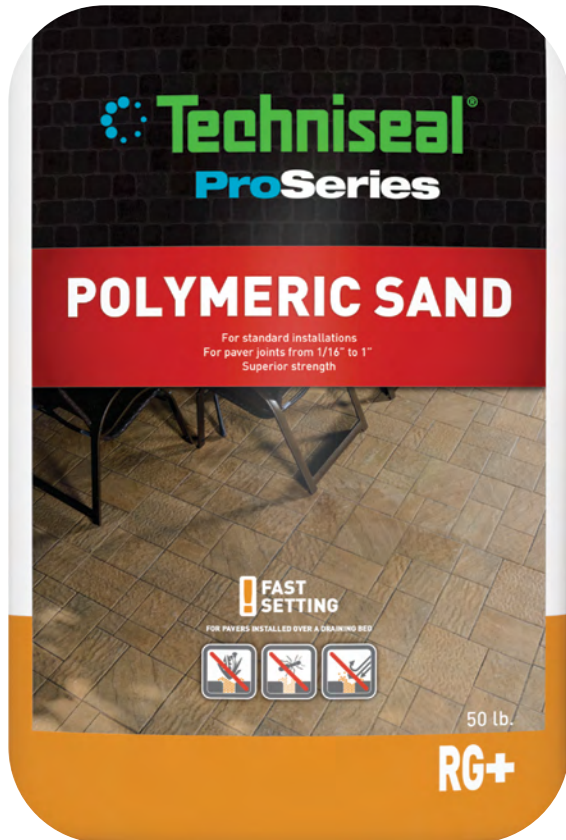
† This product contains no dust from additives.



# BEST SELLER

## RG+ POLYMERIC SAND

THE ORIGINAL BRAND YOU CAN TRUST




### RG+ POLYMERIC SAND

- Inhibits weed growth
- Deters ants and other insects
- Eliminates joint erosion – water, frost heaving, wind, power washing, etc.
- Fast-setting, water resistant 90 minutes after installation
- Stabilizes paver installations - follows movement



Tan



Granite



Techniseal® jointing sands contribute to LEED credits, based on the use of regional and recycled materials.



# NEW

## DRiBOND™

### ADVANCED DRY MUDSET




## A NEW DRIVEWAY IN A DAY

DRiBOND is a revolutionary product specially designed for the overlay of thin pavers (1" or 30mm) on existing concrete. With DRiBOND, there is no need to remove the existing concrete pavement. It can be installed quickly and easily over most sound concrete surfaces.



### DRiBOND™

- Applied directly to existing concrete slab
- No concrete removal — no material disposal
- Ideal for thin paver overlays
- Dry application
- No mixing — ready to use
- Reduces installation time





# HARDSCAPE ADHESIVE



NEW

## STRUCTURE BOND™ FOAM ADHESIVE

- Super-strength hardscape foam adhesive
- Developed for the construction industry
- Precise delivery — no mess, no waste
- Adjustable bead size



## RG+ CONCRETE ADHESIVE

- Elastomeric resin-based compound — remains flexible
- Ultra-adherent on dry, wet or frozen surfaces
- Ideal for the construction of retaining walls
- Low-VOC formula



NEW

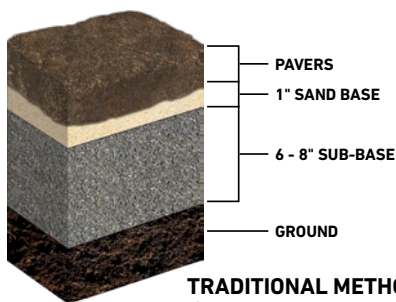
## EZ BASE®

### PANEL BASE SYSTEM




## EZ BASE®

- Easy to install
- Saves up to 8 inches of excavation
- Each panel replaces up to 250 lbs of base aggregates
- Ideal for porcelain tile installation
- Durable — will not degrade in the ground




**TRADITIONAL METHOD**  
(Approx. 9 to 11" of excavation)



**EZ Base® METHOD**  
(Approx. 3" of excavation)

EZ Base is an innovative new way to install interlocking pavers. These easy-to-install high-density foam panels replace the need for a traditional compacted aggregate layer base system.

**A technology that saves time, labor and money!**





# NEW

## PAVER EDGING

### RIGID AND COIL EDGING



The perfect edging for the perfect, durable hardscape project. Techniseal® offers edging products to meet the demands of any paver project.



#### 8-FOOT RIGID PAVER EDGING

*CUT on THE GO Design System*

- Easy snap connection
- Can easily be cut on the ground
- Convenient and easy to use
- Heavy duty injection molded
- Made from 100% recycled material



#### 40-FOOT COIL PAVER EDGING – STANDARD 40-FOOT COIL PAVER EDGING – LOW PROFILE

*40 feet of Edging in a Compact Package*

- Saves product from being damaged
- Easy to handle
- Flexible and durable
- Makes it easy to create aggressive curves
- Compact coil offers 40' of edging in a small package
- No more messy broken bundles
- Made from 100% recycled material





# Paver Care

**What ages concrete pavers?** Although concrete pavers are extremely durable, they are not impervious to time and nature. Over time, the surface can begin to wear, exposing more of the aggregates underneath and making the color appear faded. In addition, unprotected pavers are more easily stained by accidental spills, automobile fluid leaks, organic debris, soluble salts and various environmental factors.

**Can I stop or slow concrete pavers from aging?** Absolutely. The application of a high-quality protective sealant will slow down the clock and keep pavers looking newer, longer. Embrace proper application and decide what's best for your pavers.

## THE ULTIMATE PROTECTION SYSTEM

Techniseal® ensures a 3-step treatment system guarantees the best results. Remove stains with the correct specially formulated Stain Remover, prepare the surface with a Paver Prep, then apply a Protector that delivers the look you want.

## Choice of 4 Looks & Finishes



Matte Finish




Semi-Gloss Finish



Matte Finish



Gloss Finish





## PREPARE & CLEAN



Before sealing, it's important to properly prep the surface by removing stains, dirt and debris. Techniseal® offers a full line of products formulated to treat the most common stains.



STAIN REMOVERS



CLEANERS

## PROTECT



Techniseal® protectors guard concrete pavers from stains and the harsh effects of nature ensuring lasting beauty. Available in four finishes.

Natural Look

Clear Look

Color Boost

Wet Look

Wet Look



WATER-BASED


SOLVENT-BASED



# JOINT STABILIZING PROTECTORS



Techniseal® Joint Stabilizer protectors are specially designed to stop the movement of aggregates (permeable paver joints) or sand (conventional paver joints) while protecting pavers.



# NuLOOK® TINTED PROTECTOR



NuLOOK modifies or rejuvenates the original color of pavers while protecting against stains and deterioration. Available in four distinct translucent colors.



## NuLOOK® TINTED PROTECTOR FOR CONCRETE PAVERS

- Colors pavers
- Translucent
- Stain guard
- Water-based
- For bare surfaces or surfaces previously sealed with this product or with Clear Look Protector EV



Brick Red



Charcoal



Honey



Cognac





**TRU-SCAPES**



PL-100

**THE ONLY LOW VOLTAGE PILLAR LIGHT ON THE MARKET WITH ALL INSTALL COMPONENTS IN THE BOX!**

#### ITEMS INCLUDED

Mounting Base  
Drill Template  
Anchor Kit  
Masonry Drill Bit  
LED Lamp  
Wire Nuts

## TRANSFORMERS, TIMERS AND PHOTOCELLS



75 watt Stainless Steel Transformer with Timer and plug for optional photocell

**TS-TSST-75**

150 and 300 watt Stainless Steel Transformer available with plugs for optional timer and/or photocell

**TS-TSSP-300 | TS-TSSP-150**



Tru-Scapes Digital Timer

**TS-T100-D**



Plug-in Photocells available with 9" and 15" leads

**TS-TPHOT09 | TS-TPHOT015**





## ACCENT & WELL LIGHTS

Low voltage landscape accent and well lights are heavy duty brass fixtures used to highlight landscape features such as trees, shrubs, walls, statues and water features. LED lamp, ground stake and waterproof wire nuts included. Accent lights are available in Black or Bronze finish.



TS-B102



TS-B103



TS-B105



TS-B203



TS-B201

## PATH LIGHTS

Our professional grade LED low voltage landscape path lights are a solid heavy duty brass fixture used to highlight walkways, pathways, and themed areas. Wire nuts, ground stakes and lamps included.



TS-B301



TS-B302




TS-B304




TS-B306

## HARDSCAPE LIGHTS


Hardscape lights are a durable, low profile way to highlight walls, steps and outdoor living areas. This integrated LED fixture includes a Stainless Steel mounting plate and waterproof wire nuts. Fixture is available in three colors; Black, Bronze and Gray.



TS-A500



TS-A1000



TS-A2000



# Colors, Textures & Styles

## GET CREATIVE

Feel free to mix it up! Use different paver styles, textures and colors to add visual interest and beauty to your next project. Whether it's a contrasting border, inlaid border, or an inlaid rug design, there are endless combinations to consider when designing your space. Draw inspiration from rug designs, tile or your own imagination to make your project unique and exciting.

BELOW: This beautiful outdoor patio features our classic Urbana Stone, with inlaid Holland Stone and an accenting border in Urbana Stone. The result is an intriguing mix of old and new!



### DESIGN TIP

*Don't be afraid to mix clean contemporary textures with natural textures as accents or vice versa.*





## ACCENTS

Adding inlays and banding isn't just limited to the pavement. Adding these accents in vertical features such as kitchens, walls and pillars can really tie everything together.

TOP: Adding a single band in a contrasting color to the Tandem Modular Grid kitchen below adds visual interest and creates a designer look.

BOTTOM LEFT: Contrasting arches of Old York pavers add a whimsical touch to this Lafitt Rustic Slab patio.


BOTTOM RIGHT: A Moduline Series border around a section of Mega-Libre pavers creates the look of an inlaid rug for this Mega-Lafitt patio.



### DESIGN TIP

*The placement of an accent band within a wall, pillar or kitchen unit doesn't have to be limited to just one. Changing up the number and placement of a band can dramatically change the overall look.*

## INLAID CONTRASTING BORDERS



### DESIGN TIP


*As a rule of thumb, try to keep the number of paver styles and colors to no more than three in any particular project.*



# Understanding the Process

## **BELGARD® WILL IMPROVE THE BEAUTY AND VALUE OF YOUR HOME.**

But like any construction project, it's necessary to have as much information as possible before you begin the process. With that in mind, this next section is dedicated to helping you make the best decisions and understand what to expect before you get started with your project.





## YOUR LANDING SPOT FOR INSPIRATION

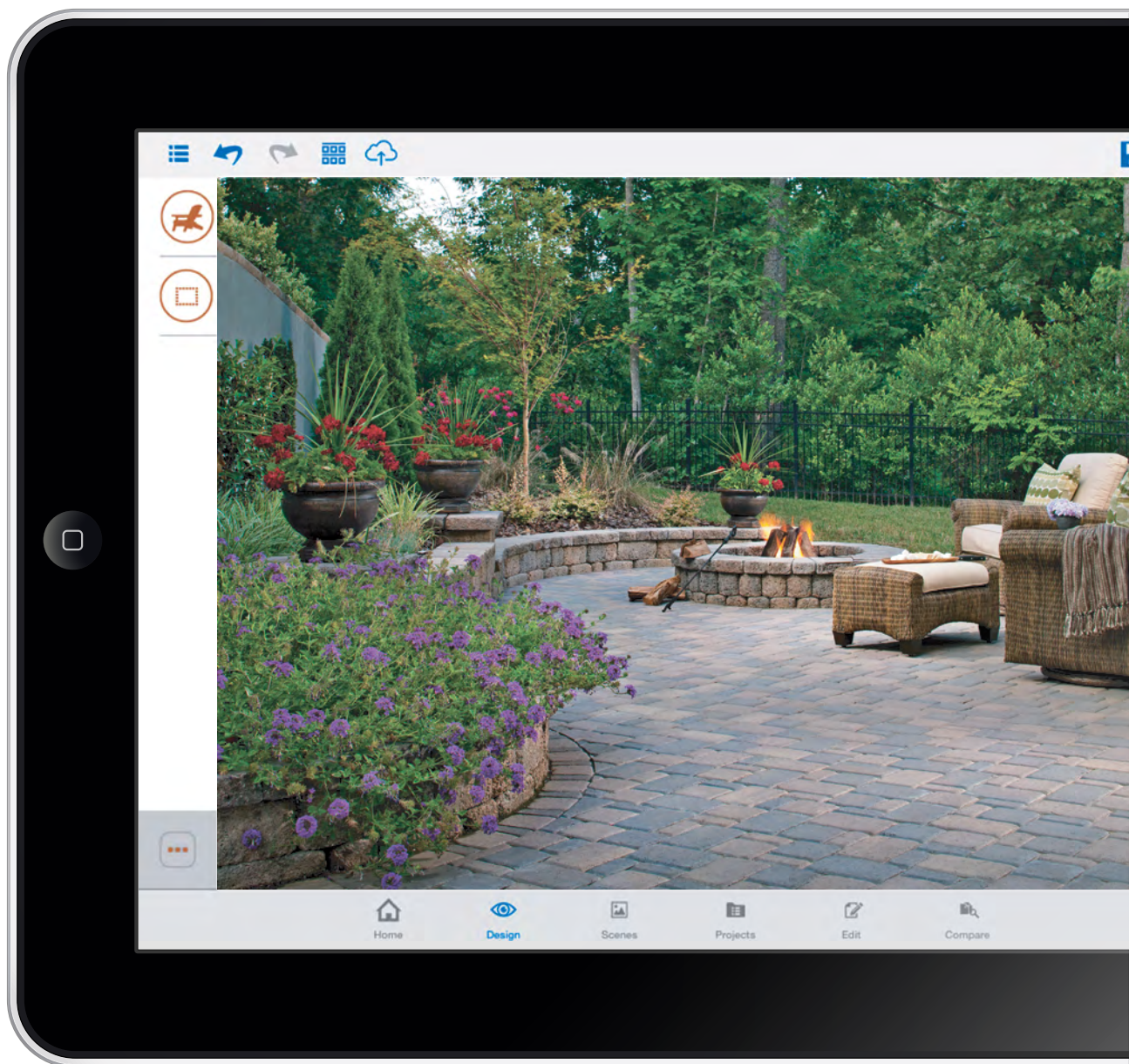
For the full Belgard experience visit us online at **[Belgard.com/Inspiration](https://Belgard.com/Inspiration)**

## VISUALIZE YOUR PROJECT

Belgard's online **Project Visualizer** allows you to be your own hardscape designer. Choose from our image library of patios, driveways and walkways, or upload your own photo to experiment with paver styles and colors and explore an infinite number of design possibilities.

Ready to "Visualize" Your Backyard Makeover?

Visit **[Belgard.com/Seeit](https://Belgard.com/Seeit)**





# Belgard® Design Studio



## YOUR VISION – BROUGHT TO LIFE

By partnering with a Belgard Authorized Contractor (BAC), your dream outdoor space can be brought to life with 3-D renderings crafted by our Belgard Design Studio.

With our expert design team, they integrate photos of your home's exterior with sketches from your contractor, to give you a realistic vision of your future space.

This process enables you and your contractor to collaborate and agree on your vision before the first paver is ever laid, avoiding future compromises or surprises. We have a number of sample projects and plans available in our design gallery for inspiration. You can even request to have the plan retrofitted so it harmonizes with the characteristics and site features of your property. Please contact a Belgard Authorized Contractor to learn more. Visit **[Belgard.com/Locator](http://Belgard.com/Locator)**

### BEFORE



#### DESIGN TIP

*3-D design images include furniture placement, potential landscaping, and existing structures and design elements, which helps create a realistic preview of the future space.*

### 3-D DESIGN





## NEXT GENERATION TOOLS TO VISUALIZE YOUR OUTDOOR SPACE

Experience your dream outdoor space like never before, by seeing the design of your space using Belgard Design Studio's Virtual Reality platform. When you work with your Belgard Authorized Contractor, you can ask the project to be designed in 3-D on a virtual reality setting, which will allow you to experience your dream space from multiple vantage points – all from the comfort of your home. To learn more, visit **[Belgard.com/BDS](https://Belgard.com/BDS)**



AFTER





# Selecting a Contractor

A hardscape project is an important investment in your home, and selecting the right contractor is a critical decision. Don't be afraid to ask a lot of questions. It's important that you get to know your contractor so that you can work together as a team to create your ideal outdoor living space.

## What to Ask

- Installing hardscapes is a **SPECIALIZED SKILL** that requires training and experience. Inquire about specialized certifications and training from organizations like the Interlocking Concrete Paver Institute (ICPI). All **Belgard® Authorized Contractors** are required to have at least one team member who is ICPI certified and must meet annual requirements to maintain the company's "authorized" status.
- Ask for **CUSTOMER REFERENCES** and to see photos of past projects, both for design ideas and to get a sense of the contractor's level of creativity, expertise and work ethic. Ask for an address or two and check out the workmanship up close, with the homeowner's permission of course.
- Determine upfront which aspects of the project the contractor can handle. Will their team manage aspects like **LANDSCAPING, PLUMBING, IRRIGATION AND LIGHTING** – or will you be expected to handle this separately?
- Be sure to get a complete understanding of **PAYMENT TERMS** and estimated start date and turn-around time.
- It's important to hire a contractor who can provide **PROOF OF INSURANCE** and is able to guarantee their work for a period of at least one year after the installation.

### CHECKLIST FOR CONTRACTOR:

- |  |   |
|--|---|
| <input type="checkbox"/> Industry Certification (ICPI, NCMA, SRW)                    | <input type="checkbox"/> Work Schedule          |
| <input type="checkbox"/> Proof of Insurance  | <input type="checkbox"/> Price Estimate         |
| <input type="checkbox"/> Workmanship Guarantee<br>(one year minimum)                 | <input type="checkbox"/> Scope of Work/Contract |
| <input type="checkbox"/> Business License/Contractor's license<br>(where applicable) | <input type="checkbox"/> Referrals              |



To find a Belgard Authorized Contractor or Dealer  
visit **Belgard.com/Locator**



# Belgard Preferred Payment<sup>®</sup>

With the **Belgard Preferred Payment** program, you can complete your outdoor project in just a few weeks, instead of phasing it out over several months or years. Available only through Belgard Authorized Contractors or Dealers, Preferred Payment offers same-as-cash financing that allows you to start your project immediately. There are often construction economies that can be achieved by doing the entire project at once, which could save you both money and time. Plus, you get to start enjoying your dream outdoor living space much sooner! Learn more at **[Belgard.com/BPP](https://Belgard.com/BPP)**



## Benefits of Belgard financing include:

- No payments or interest on approved credit
- Quick, easy and safe toll-free loan-by-phone application process
- No paperwork
- A credit decision in about 10 minutes
- No application fees, no closing costs and no prepayment penalties











# Peace of Mind, Guaranteed

## LIFETIME TRANSFERABLE LIMITED WARRANTY

Oldcastle Architectural, Inc. ("Belgard") is proud to inform you that all of our interlocking concrete paver and retaining walls ("Products") meet and/or exceed the requirements of ASTM C-936 and ASTM C-1372. Belgard guarantees its Products against these standards for the lifetime of the Product defined by ICPI. This guarantee does not apply to splitting, chipping or other breakage that could be caused by impact, abrasion or overloading. This warranty is transferable. The original proof of purchase is required.

This warranty is only valid if the material is installed under the guidelines of the ICPI ([www.ICPI.org](http://www.ICPI.org)), The NCMA ([www.ncma.org](http://www.ncma.org)) or the Belgard Installation Guideline Manual. Improper installation voids this warranty. This warranty is for residential applications only and does not apply to commercial applications. It is recommended that the job be installed by a Belgard Authorized Contractor who guarantees their workmanship for a minimum of 2 years from the date of install. For warranty service, contact belgard at 1-800-BELGARD. A service representative will investigate your claim within 10 business days. If the Belgard product fails to meet the specifications, Belgard will replace the defective product at no charge. Color matching cannot be guaranteed. Belgard will not be responsible for any replacement labor, consequential damages or incidental damages. THIS WARRANTY GIVES YOU SPECIFIC LEGAL RIGHTS, AND YOU MAY ALSO HAVE OTHER RIGHTS WHICH VARY FROM STATE TO STATE. SOME STATES DO NOT ALLOW FOR THE EXCLUSION OR LIMITATION OF INCIDENTAL OR CONSEQUENTIAL DAMAGES, SO THE ABOVE LIMITATION OR EXCLUSION MAY NOT APPLY TO YOU.

For specific information regarding warranty coverage and exclusions in regards to the Elements and Porcelain Paver products, please visit: [Belgard.com/Warranty](http://Belgard.com/Warranty)

## STAY CONNECTED WITH BELGARD.



[Pinterest.com/Belgard](https://www.pinterest.com/Belgard)



[Facebook.com/OutdoorLivingbyBelgard](https://www.facebook.com/OutdoorLivingbyBelgard)



[Belgard.com/Blog](http://Belgard.com/Blog)



[YouTube.com/BelgardHardscapes](https://www.youtube.com/BelgardHardscapes)



[Twitter.com/Belgard](https://twitter.com/Belgard)



[Instagram.com/BelgardOutdoorLiving](https://www.instagram.com/BelgardOutdoorLiving)





# PRODUCT SPECIFICATIONS





## Easy Reference

---

**BELGARD® PROVIDES PRODUCT** specifications, square footage and pallet information to make planning your project easier.

For a complete technical guide of Belgard pavers, walls and curbs visit **Belgard.com** to download our comprehensive Resource Guides.

Holland Stone (page 52)



# Paver Specifications

PRODUCT NAME/ DIMENSIONS	NUMBER OF LAYERS	PIECES/ PALLET	SQFT/ PALLET	WEIGHT/ PALLET (LBS)
<b>CATALINA SLATE</b>				
6 x 12 x 2 $\frac{3}{8}$				
9 x 12 x 2 $\frac{3}{8}$				
12 x 12 x 2 $\frac{3}{8}$				
<b>Total</b>	<b>10</b>		<b>120</b>	<b>3100</b>

<b>DUBLIN COBBLE 3-PIECE MODULAR</b>				
5 $\frac{1}{16}$ x 2 $\frac{1}{16}$ x 2 $\frac{3}{8}$				
5 $\frac{1}{16}$ x 5 $\frac{1}{16}$ x 2 $\frac{3}{8}$				
5 $\frac{1}{16}$ x 8 $\frac{7}{8}$ x 2 $\frac{3}{8}$				
<b>Total</b>	<b>11</b>		<b>127.9</b>	<b>3223</b>
<b>DUBLIN COBBLE 6 X 6</b>				
5 $\frac{1}{16}$ x 5 $\frac{1}{16}$ x 2 $\frac{3}{8}$	10		120	3120
<b>DUBLIN COBBLE 6 X 9</b>				
5 $\frac{1}{16}$ x 8 $\frac{7}{8}$ x 2 $\frac{3}{8}$	10		112	2912

<b>HOLLAND STONE 60MM</b>				
3 $\frac{1}{16}$ x 7 $\frac{7}{8}$ x 2 $\frac{3}{8}$	10		120	2940
<b>HOLLAND STONE 80MM</b>				
3 $\frac{1}{16}$ x 7 $\frac{7}{8}$ x 3 $\frac{1}{8}$	8		96	3456

<b>LAFITT PAVER 3-PIECE MODULAR</b>				
7 $\frac{1}{16}$ x 3 $\frac{1}{16}$ x 2 $\frac{3}{8}$				
7 $\frac{1}{16}$ x 7 $\frac{1}{16}$ x 2 $\frac{3}{8}$				
7 $\frac{1}{16}$ x 10 $\frac{5}{8}$ x 2 $\frac{3}{8}$				
<b>Total</b>	<b>11</b>		<b>124.68</b>	<b>3080</b>
<b>LAFITT PAVER 6 X 9</b>				
6 x 9 x 2 $\frac{3}{8}$	10		112	3095

<b>LAFITT GRANA SLAB 60 MM 3-PIECE MODULAR</b>				
14 $\frac{7}{8}$ x 7 $\frac{3}{8}$ x 2				
14 $\frac{7}{8}$ x 14 $\frac{7}{8}$ x 2				
14 $\frac{7}{8}$ x 22 $\frac{5}{16}$ x 2				
<b>Total</b>	<b>10</b>		<b>116.57</b>	<b>2565</b>

<b>LAFITT RUSTIC SLAB 3-PIECE 60MM</b>				
14 $\frac{7}{8}$ x 7 $\frac{3}{8}$ x 2 $\frac{3}{8}$				
14 $\frac{7}{8}$ x 14 $\frac{7}{8}$ x 2 $\frac{3}{8}$				
14 $\frac{7}{8}$ x 22 $\frac{5}{16}$ x 2 $\frac{3}{8}$				
<b>Total</b>	<b>10</b>		<b>116.57</b>	<b>3329</b>



# Paver Specifications

PRODUCT NAME/ DIMENSIONS	NUMBER OF LAYERS	PIECES/ PALLET	SQFT/ PALLET	WEIGHT/ PALLET (LBS)
<b>LONDON COBBLE 3-PIECE</b>				
5 <sup>1</sup> / <sub>6</sub> x 2 <sup>1</sup> / <sub>6</sub> x 2 <sup>3</sup> / <sub>8</sub>				
5 <sup>1</sup> / <sub>6</sub> x 5 <sup>1</sup> / <sub>6</sub> x 2 <sup>3</sup> / <sub>8</sub>				
5 <sup>1</sup> / <sub>6</sub> x 8 <sup>7</sup> / <sub>8</sub> x 2 <sup>3</sup> / <sub>8</sub>				
Total	11		127.9	3223
<b>LONDON COBBLE 6 X 6</b>				
6 x 6 x 2 <sup>3</sup> / <sub>8</sub>	10		120	3120
<b>LONDON COBBLE 6 X 9</b>				
6 x 9 x 2 <sup>3</sup> / <sub>8</sub>	10		112	2912

<b>MEGA-ARBEL PATIO SLAB PATIO SLAB 60MM</b>				
15 <sup>3</sup> / <sub>8</sub> x 21 x 2 <sup>3</sup> / <sub>8</sub>	12		104.4	2578

<b>MEGA-LAFITT 3-PIECE MODULAR</b>				
10 <sup>1</sup> / <sub>2</sub> x 5 <sup>1</sup> / <sub>4</sub> x 3 <sup>1</sup> / <sub>8</sub>				
10 <sup>1</sup> / <sub>2</sub> x 10 <sup>1</sup> / <sub>2</sub> x 3 <sup>1</sup> / <sub>8</sub>				
10 <sup>1</sup> / <sub>2</sub> x 15 <sup>3</sup> / <sub>4</sub> x 3 <sup>1</sup> / <sub>8</sub>				
Total	9		92.66	3411

<b>OLD WORLD PAVER 3-PIECE MODULAR</b>				
5 x 7 <sup>3</sup> / <sub>4</sub> x 3 <sup>1</sup> / <sub>8</sub>				
5 x 10 <sup>1</sup> / <sub>4</sub> x 3 <sup>1</sup> / <sub>8</sub>				
5 x 12 <sup>1</sup> / <sub>4</sub> x 3 <sup>1</sup> / <sub>8</sub>				
Total	9		101.5	3390

<b>OLD YORK</b>				
3 <sup>1</sup> / <sub>2</sub> x 7 <sup>7</sup> / <sub>8</sub> x 2 <sup>3</sup> / <sub>8</sub>	10		120	3000

<b>URBANA STONE 3-PIECE MODULAR</b>				
7 <sup>7</sup> / <sub>8</sub> x 3 <sup>1</sup> / <sub>6</sub> x 2 <sup>3</sup> / <sub>8</sub>				
7 <sup>7</sup> / <sub>8</sub> x 7 <sup>7</sup> / <sub>8</sub> x 2 <sup>3</sup> / <sub>8</sub>				
7 <sup>7</sup> / <sub>8</sub> x 11 <sup>1</sup> / <sub>6</sub> x 2 <sup>3</sup> / <sub>8</sub>				
Total	10		113.63	2806



# Permeable Paver Specifications

PRODUCT NAME/ DIMENSIONS	NUMBER OF LAYERS	PIECES/ PALLET	SQFT/ PALLET	WEIGHT/ PALLET (LBS)
<b>AQUALINE</b>				
4½ x 9 x 3½	8		90	2880

<b>ECO DUBLIN 3-PIECE</b>				
6 7⁄8 x 3 7⁄16 x 3 3⁄8				
6 7⁄8 x 6 7⁄8 x 3 3⁄8				
6 7⁄8 x 10 1⁄4 x 3 3⁄8				
Total	8		91.6	3022

<b>TURFSTONE</b>				
15¾ x 23½ x 3 3⁄8	8		107	2247

# Coping, Edgers & Steps Specifications

PRODUCT NAME/ DIMENSIONS	NUMBER OF LAYERS	PIECES/ PALLET	SQFT/ PALLET	WEIGHT/ PALLET (LBS)
<b>ANGLIA EDGER</b>				
8 x 17 7⁄8 x 4 ½				
8 x 15 ½ x 4 ½				
8 x 10 ½ x 4 ½				
8 x 7 7⁄8 x 4 ½				
Total	3		69.75 LNFT	2700

<b>HENLEY COLLECTION PIER CAPS (SOLD PER PIECE)</b>				
26 x 26 x 2 ½				146 each
28 x 28 x 2 ½				175 each

<b>LANDINGS STEP UNIT</b>				
6 x 48 x 18	2		8 LNFT	800

<b>MARINA COPING</b>				
5 15⁄16 x 11 13⁄16 x 2 3⁄8	4		84 LNFT	2124
<b>VALLETTA EDGER</b>				
8 x 3 ½ x 4 ¼	6		216 LNFT	2760



# Wall Specifications

PRODUCT NAME/ UNIT NAME	HEIGHT INCHES	LENGTH INCHES	DEPTH INCHES	UNITS/ PALLET	SQ. FT OR LIN. FT./ PALLET	WEIGHT/ PALLET LBS.
ASPEN STONE						
	4	11 $\frac{5}{8}$	7	120		2760

DIAMOND 9D LARGE						
	6	17 $\frac{3}{4}$	9	60	44.4	3120
DIAMOND 9D SMALL/MEDIUM						
	6	11 $\frac{5}{8}$	9			
	6	17 $\frac{3}{4}$	9			
Total				60	44.4	3530
DIAMOND 9D 3" UNIVERSAL CAP						
	3	17 $\frac{1}{4}$ /12	10 $\frac{3}{8}$	48	-	2124
DIAMOND 9D 6" STONE CUT CORNER						
	6	16	8	40	-	4060
DIAMOND 9D FREESTANDING WALL LARGE						
	6	18/16	9	60	30	2954
DIAMOND 9D FREESTANDING WALL SMALL/MEDIUM						
	6	6/4	9			
	6	12/10	9			
TOTAL				40	30	2754
DIAMOND 9D COLUMN						
	6	18	9			

DIAMOND PRO						
	8	18	12	48	48	3552
DIAMOND PRO CORNER						
	8	18	9	36	54	3636
DIAMOND PRO 4" UNIVERSAL CAP						
	4	16/14	11	72	-	3584

DIAMOND PRO PIN SYSTEM BLOCK						
	8	18	12	48	48	3552
DIAMOND PRO PIN SYSTEM FIBERGLASS PINS						
5 L x 0.5 dia.						

BELAIR WALL 6" RETAINING WALL						
	6	16	8			
	6	16	8			
	6	8	8			
Total				60	30	2300



# Wall Specifications

PRODUCT NAME/ UNIT NAME	HEIGHT INCHES	LENGTH INCHES	DEPTH INCHES	UNITS/ PALLET	SQ. FT OR LIN. FT./ PALLET	WEIGHT/ PALLET LBS.
BELAIR WALL 6" FREESTANDING WALL						
	6	8/6	11			
	6	16/14	11			
Total				36	18	1684
BELAIR WALL 2.0 CORNER / COLUMN						
	6	16	8	20	-	1242
BELAIR WALL CAP						
	3	7/8	13½	36	-	999
BELAIR WALL END						
	6	8	11			
BELAIR WALL CAP END						
	3	8	13½	42	-	1620

CELTIK WALL 3" RETAINING WALL						
	3	17	9			
	3	14	9			
	3	10	9			
	3	7	9			
Total				-	32.2	3321
CELTIK WALL 6" RETAINING WALL						
	6	17	9			
	6	14	9			
	6	11	9			
	6	7	9			
Total				-	34.7	3594
CELTIK WALL CAP						
	3	16	12	64	-	3681
CELTIK WALL 3" FREESTANDING						
	3	11/9	9			
	3	9/7	9			
	3	7/5	9			
	3	5/3	9			
Total				-	35.52	3498
CELTIK WALL 6" FREESTANDING						
	6	11/9	9			
	6	9/7	9			
	6	7/5	9			
	6	5/3	9			
Total				-	33.3	3302



# Wall Specifications

PRODUCT NAME/ UNIT NAME	HEIGHT INCHES	LENGTH INCHES	DEPTH INCHES	UNITS/ PALLET	SQ. FT OR LIN. FT./ PALLET	WEIGHT/ PALLET LBS.
CELTIK WALL DOUBLE-SIDED CAPPING UNIT						
	3½	15¾	12	72		3253
CELTIK WALL PIER KIT 6"						
	6'	2'	2'	48 *This is a Kit	-	1420
ASHLAR TANDEM						
Unit 1	7	13⅔	3			
Unit 2	7	15⅔	3			
Unit 3	7	18½	3			
Total				90	70.1	2082
ASHLAR TANDEM LARGE/COLUMN UNIT						
	7	18½	3	70	70.1	1350
LAFITT TANDEM WALL UNIT						
	7	13⅔	3			
	7	15⅔	3			
	7	18½	3			
Total				90	70.1	2082
TANDEM WALL CAP						
	3¼	24	15	32		2990
MEGA-TANDEM FRONT UNIT						
	12	24	3	48	96	3028
MEGA-TANDEM BACK UNIT						
	12	24	3	48	96	3028
MEGA-TANDEM CONNECTORS						
22⅝ Connector Supports gravity walls up to 6'						
41⅝ Connector Supports gravity walls up to 10'						
U START BASE BLOCK						
	3 ½	19	12	56		2912
	310⁄16	14	12	72	-	3600
WESTON STONE UNIVERSAL						
	4	12	8	120	-	3246
WESTON STONE CIRCLE FIRE PIT KIT						
	4	8	8	32		1525 (without insert)
	4	12	8	32	-	
WESTON STONE SQUARE FIRE PIT KIT						
	4	12	8	48	-	1298 (without insert)







# Product Quality

At Belgard®, we take our role as industry leaders seriously. Our rigorous research and development program is centered on innovation and quality. We never take it for granted that our products are the best in the business and constantly strive to improve and take the industry to the next level. Our overarching goal is to continue to find new and exciting ways to create beautiful outdoor spaces while maintaining incredibly high standards for product quality and performance.

*“Belgard is a premium company that is easy to work with on all levels. The product quality is top notch and so is the staff! They are flexible when it comes to ordering and the sales rep does an awesome job working with us. They truly make it an easy and enjoyable process to sell their product line!”*

— David Hastings, Salisbury Brick Co. (Salisbury, MD)



## Anchor South – An Oldcastle® Company

### LOCATIONS

2630 Conway Road  
Odenton, MD 21113  
Ph: 866-259-9473

### OPPOSITE PAGE

Celtik Wall (page 94)

### TOP

Lafitt Rustic Slab (page 58)

Tandem Custom Kitchen (page 109)





**BELGARD®** | PAVES  
THE WAY

**ANCHOR SOUTH**  
AN OLDCASTLE® COMPANY  
Odenton  
877-235-4273 | [Belgard.com](http://Belgard.com)

